

SHORT COMMUNICATION

Indirect reduction of p-nitroaniline to p-phenylenediamine at a Ti/TiO₂ electrode

C. RAVICHANDRAN, D. VASUDEVAN, P. N. ANANTHARAMAN

Central Electrochemical Research Institute, Karaikudi 623 006, India

Received 13 February 1991; revised 25 April 1991

1. Introduction

p-phenylenediamine (p-PDA) is an industrially important compound used as antioxidant and antiozonant for plastics, elastomers, gasoline etc. It is used as a coupling agent in colour photography and as a fine grain developer in black and white photography. Coloured products obtained by oxidizing p-PDA are used for dyeing of furs and hairs. It is used in the synthesis of several azo dyes and sulphur dyes. It is also used for preparing polyurethanes, polyamides, polyimides and some conducting polymers. It also serves as a polymerization inhibitor [1]. It is used in photochemical measurements and its hydrochloride serves as a reagent for blood, H₂S, amyl alcohol and in testing of milk [2].

p-PDA is toxic and causes respiratory problems and dermatitis. However, by appropriate substitution of certain groups, the toxicity can be reduced [1].

Electrochemical reduction of p-nitroaniline (p-NA) to p-PDA has been studied by several authors [3–6]. Winslow [3] reported a yield of 45% in the reduction of p-NA to p-PDA at a porous carbon electrode in HCl medium. Mizuguchi *et al.* [4] used a platinum cathode in HCl–alcohol medium and reported a yield of 95%. In the above processes, chlorine disposal and anode corrosion pose problems and in the latter process, use of a platinum cathode and alcohol medium render the process uneconomical from an industrial viewpoint. The use of a titanous–titanic redox system gave a yield of 92.4% with 87.2% current efficiency [5, 6]. However, due to the tendency of Ti ions for complex formation, the same cannot be employed on an industrial scale. In the present paper, the use of a Ti/TiO₂ electrode as a catalytic electrode in the production of p-PDA and the inherent advantages of this method over the existing chemical or electrochemical methods

have been highlighted. The optimum conditions for maximum yield of diamine have been worked out and studies have also been made on the reuse of the electrolyte. Cyclic voltammetry for the reduction studies on p-NA, carried out using Ti/TiO₂ strips as cathode, clearly show a mechanism involving heterogeneous redox catalysis of the Ti⁴⁺ by added p-NA.

2. Experimental details*2.1. Galvanostatic electrolysis*

The experimental details regarding the preparation of Ti/TiO₂ electrode and the cell arrangement have been described previously [7]. 400 ml of 0.94/1.88/2.82 M H₂SO₄ containing p-NA (concentration as given in Tables 1 and 2) served as the catholyte and 100 ml of 0.94/1.88/2.82 M H₂SO₄ as the anolyte. Ti/TiO₂ (0.84 dm²) and lead were used as the cathode and anode, respectively.

For experiments involving reuse of electrolytes, the same concentration of the acid was maintained for every reuse by adding the requisite amount of acid after standard estimation.

The diamine was isolated as the corresponding disulphate which was then neutralized and recrystallized from ethanol; its structure was confirmed from its melting point, i.r. spectra and the melting point of its acetyl derivative. The diamine in solution was estimated by the standard method [8].

3. Results and discussion*3.1. Galvanostatic electrolysis*

The results of galvanostatic electrolysis carried out on

Table 1. Galvanostatic electrolysis data on the reduction of p-NA at a Ti/TiO₂ electrode

| S. No. | Weight of p-NA taken (g) | H ₂ SO ₄ (moles cm ⁻³) | Current density (A dm ⁻²) | Temp. (°C) | Insolubles (p-NA) (g) | Yield of p-PDA (estimated) (g) | Yield (%) | CE (%) |
|--------|--------------------------|--|---------------------------------------|------------|-----------------------|--------------------------------|-----------|--------|
| 1 | 14 | 1.88 | 2.5 | 40–50 | 7.68 | 4.91 | 77.8 | 45.1 |
| 2 | 14 | 1.88 | 5.0 | 40–50 | – | 9.8 | 89.9 | 86.8 |
| 3 | 14 | 1.88 | 7.5 | 40–50 | 6.58 | 4.8 | 64.8 | 55.0 |
| 4 | 14 | 0.94 | 5.0 | 40–50 | 5.70 | 6.4 | 78.8 | 75.7 |
| 5 | 14 | 2.82 | 5.0 | 40–50 | – | 9.5 | 87.2 | 85.9 |
| 6 | 14 | 1.88 | 5.0 | 30–40 | 7.30 | 4.48 | 81.5 | 61.1 |
| 7 | 14 | 1.88 | 5.0 | 50–60 | – | 6.62 | 60.7 | 73.7 |
| 8* | 14 | 1.88 | 5.0 | 40–50 | 7.32 | 4.76 | 75.2 | 47.7 |

* At copper cathode

Table 2. Galvanostatic electrolysis data on the reduction of p-NA at a Ti/TiO₂ electrode in 1.88 M H₂SO₄ solution showing the re-use of electrolyte

| S. No. | Amount of p-NA taken (g) | Yield of p-PDA disulphate (g) | Yield of p-PDA (after neutralization) (g) | Yield (estimated) of p-PDA in mother liquor (g) | Total yield (g) | Yield (%) |
|--------|--------------------------|-------------------------------|---|---|-----------------|-----------|
| 1 | 42.0 | 78.70 | 22.50 | 3.20 | 25.7 | 78.2 |
| 2 | 31.5 | 56.23 | 14.71 | 4.23 | 18.9 | 76.8 |
| 3 | 31.5 | 55.86 | 13.93 | 4.91 | 18.8 | 75.8 |
| 4 | 31.5 | 56.01 | 14.20 | 4.72 | 18.9 | 76.1 |
| 5 | 31.5 | 55.98 | 14.01 | 4.86 | 18.9 | 75.9 |

p-NA at a Ti/TiO₂ cathode under varying conditions of current density, acid strength and temperature are listed in Table 1. It can be seen that the yield and current efficiency (CE) for the formation of p-PDA is maximum at a current density of 5 A dm⁻² in 1.88 M H₂SO₄ at a temperature in the range 40–50°C. At lower/higher current density, hydrogen evolution becomes competitive, thereby reducing the yield and current efficiency (CE) considerably.

Increase in acid strength (H₂SO₄) from 0.94 to 1.88 M (S. No.'s 2 and 4) causes an increase in the solubility of p-NA as well as that of p-PDA and thereby increases the yield of the diamine to a great extent. On further increasing the acid strength (S. No. 5), slight reduction in the yield of the diamine is observed which may be due to formation of resin at high acid strength.

The effect of temperature (S. No.'s 2, 6 and 7) shows that the yield of the diamine is a maximum at about 40 to 50°C. Initial increase in the yield and CE with increase in temperature is due to improved convection conditions for the depolarizer transport. At higher temperature, however, the tendency for resin formation causes lowering in the yield and CE.

It can be seen from Table 1 that under conditions of low acid strength and at temperatures of about 30 to 40°C (S. No.'s 4 and 6), some unreduced p-NA was

recovered. This observation may be attributed to lower availability of free H₂SO₄ since it may be used in converting the product diamine, which is a strong base, to the corresponding disulphate. Also, at current densities lower or higher than 5 A dm⁻², (S. No.'s 1 and 3), unreduced p-NA is seen at the end of electrolysis. This may arise due to the reduction in the strength of H₂SO₄ due to the competing hydrogen evolution reaction at these current densities, which in turn causes a decrease in the yield and CE.

Table 1 (S. No.'s 1 and 8) shows that the yield of the diamine and CE are considerably lower at a copper cathode than at a Ti/TiO₂ electrode under identical conditions. The above results clearly suggest the electrocatalytic activity of the Ti/TiO₂ electrode.

The high solubility of p-PDA, which can be separated as the corresponding disulphate in H₂SO₄ medium, suggests the possibility of electrolyte reuse. The results of the galvanostatic electrolysis experiments carried out on p-NA involving the reuse of the electrolyte (1.88 M H₂SO₄) are presented in Table 2. It can be

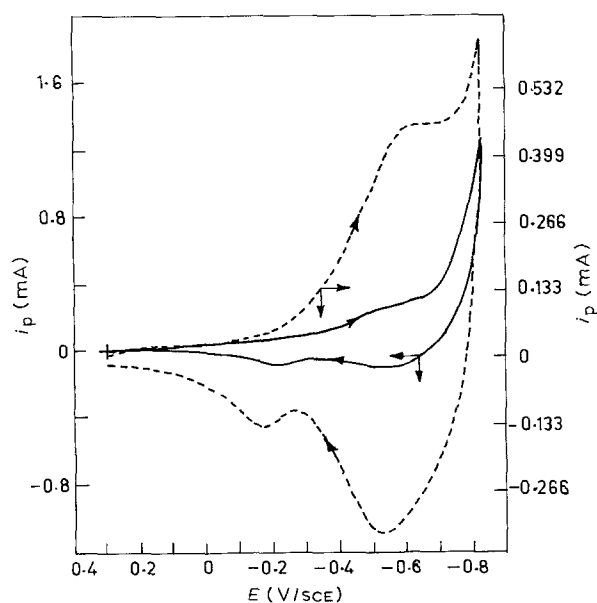


Fig. 1. CV's for the Ti/TiO₂ electrode in 2 M H₂SO₄ at different sweep rates (v): 0.005 V s⁻¹ (—) and 0.200 V s⁻¹ (---).

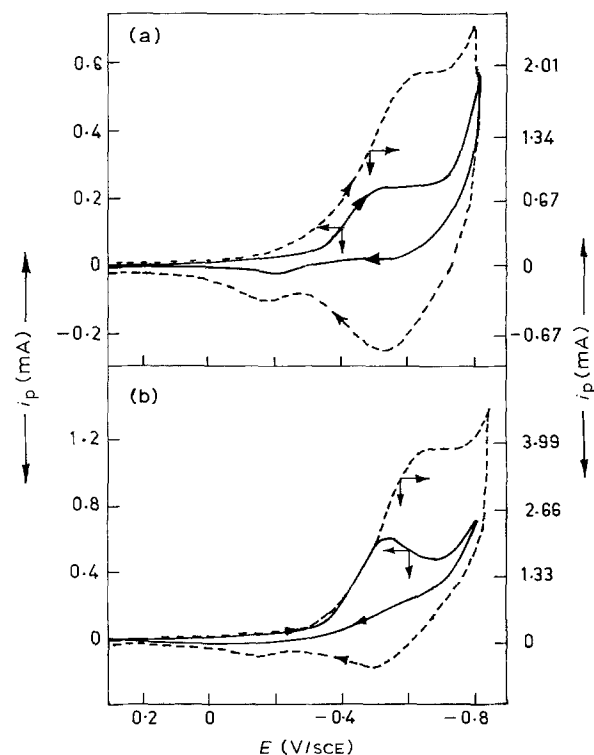


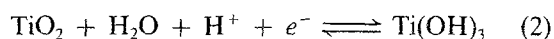
Fig. 2. CV's for the Ti/TiO₂ electrode in 2 M H₂SO₄ solution in the presence of p-NA [2×10^{-2} M(a) and 5×10^{-2} M(b)] at different sweep rates: 0.005 V s⁻¹ (—) and 0.200 V s⁻¹ (---).

seen that the yield of the diamine was not affected even after the fourth reuse of the electrolyte. This makes the process economical on a large scale.

The diamine obtained as above and its acetyl derivative (prepared) melt at 140°C (140°C) and 162–164°C (162–163°C) which are in close agreement with the literature values [9, 10] given in the brackets. The IR spectra for p-PDA prepared as above exactly matched with that of an authentic sample. The diamine was stored in an air-tight amber-coloured bottle since it would otherwise become darkened on exposure to air.

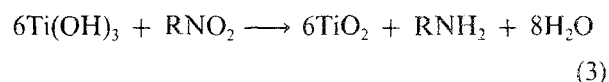
3.2. Cyclic voltammetric studies

The cyclic voltammetric (CV) response for the Ti/TiO₂ electrode (fabricated using the method employed in the production of ceramics) in 2 M H₂SO₄ at sweep rates (v) of 0.005 V s⁻¹ and 0.2 V s⁻¹ are shown in Fig. 1. Two redox peaks are clearly visible at 0.2 V s⁻¹ sweep rate though they are less distinct at 0.005 V s⁻¹ sweep rate. The two redox peaks arise due to the reduction of Ti(OH)₄ and TiO₂, respectively, to the corresponding Ti(III) compounds [11] as shown below:



The cyclic voltammograms for the Ti/TiO₂ electrode in 2 M H₂SO₄ solution in the presence of p-NA [2 × 10⁻² M(a) and 5 × 10⁻² M(b)] at 0.005 V s⁻¹ and 0.2 V s⁻¹ sweep rates are shown in Fig. 2. It can be seen that on increasing the concentration of p-NA, magnification in the cathodic peak height with simultaneous decrease in the anodic peak height occurs. This observation clearly illustrates the catalytic regeneration of Ti⁴⁺ at the electrode surface which is due to a fast reaction between the Ti³⁺ and the nitro compound.

That is,



It can also be seen from Fig. 2 that the disappearance of the anodic peak is more clear in the time scale of the lower sweep rate, as may be expected in the case of an EC_{cat} reduction [12] as above.

4. Conclusion

The Ti/TiO₂ electrode has been found to give higher yields of the diamine with higher CE when compared to the conventional copper cathode in the reduction of p-NA. Also, the present method offers a pollution free, cost effective and direct route (without complications by side products) as compared to the existing methods for the production of p-PDA.

References

- [1] Kirk-Othmer, 'Encyclopedia of Chemical Technology', Vol. 2, 3rd ed., (edited by Galen J. Bushey, Anna Klingsberg and Lorraine Van Nes). John Wiley & Sons, New York (1978) pp. 348–353 and 364–365.
- [2] M. Windholz, S. Budavari, R. F. Blumetti and E. S. Otterbein, The Merck Index, 'An Encyclopedia of Chemicals, Drugs and Biologicals', 10th ed., (edited by Martha Windholz), Merck & Co., USA (1983) p. 1050.
- [3] N. M. Winslow, *Trans. Electrochem. Soc.* **80** (1941) 121.
- [4] J. Mizuguchi and S. Matsumoti, *Yakugaku Zasshi*, **78** (1985) 129, Chemical Abstract, 52-8794G.
- [5] E. Jagannathan and P. N. Anantharaman, *Trans SAEST* **21** (4) (1986) 229.
- [6] M. Noel, P. N. Anantharaman and H. V. K. Udupa, *J. Appl. Electrochem.* **12** (1982) 291.
- [7] C. Ravichandran, S. Chellammal and P. N. Anantharaman, *ibid.* **19** (1989) 465.
- [8] A. R. Day and W. Taggart, *Ind. Eng. Chem.* **20** (1928) 545.
- [9] J. I. G. Cadogan, I. C. MacWilliam, R. Parsons and C. W. Rees, 'Dictionary of Organic Compounds', 4th ed., (edited by J. R. A. Pollock and R. Stevens), Eyre and Spottiswood, London (1965) p. 2685.
- [10] *Ibid.*, p. 79.
- [11] F. Beck and W. Gabriel, *Angew. Chem. Int., Ed. Engl.* **24** (1985) 771.
- [12] D. Vasudevan, S. Chellammal and P. N. Anantharaman, *J. Appl. Electrochem.* **21** (1991) 839.